

What does a pink box mean in the price list?

It contains essential information – make sure you read it!



## AUTOTREND CarTeck **MOTOR**

White and Trend coloured CarTeck sectional garage doors including remote control operation.


## PRICE LIST

All prices exclude VAT and delivery

**TECKENTRUP**  
DOOR SOLUTIONS

# CARTECK AUTOTREND SECTIONAL GARAGE DOORS GSW 40-L

NEW!



All single layer spring doors (120mm headroom) are supplied with preassembled spring trays for super-fast installation. Does not apply to double layer (140mm headroom doors) see page 4 for applicable sizes.

**UP TO**  
4877mm wide x 2250mm high:  
The CarTeck MOTOR L60...  
  
2 x 4-channel remote transmitter

**OVER**  
4877mm wide x 2250mm high:  
The CarTeck MOTOR L75...  
  
2 x 4-channel remote transmitter and a wireless wall switch

## Standard Heights

Sections	Standard Heights	Maximum Height mm	White/Trend	Standard Widths																		
				2084 6'10"	2134 7'0"	2235 7'4"	2286 7'6"	2388 7'10"	2438 8'0"	2591 8'6"	2743 9'0"	3048 10'0"	3353 11'0"	3658 12'0"	3962 13'0"	4216 13'10"	4267 14'0"	4420 14'6"	4572 15'0"	4877 16'0"	5182 17'0"	5500 18'0"
4	1875 6'2" 2050 6'9" 2175 7'2"	<2250mm >2250mm	White/Trend	1956	1956	1959	1959	2052	2052	2184	2343	2503	2661	2820	2978	3029	3083	3175	3195	3354	3563	3881
	2000 6'6" 2125 7'0" 2250 7'4"		White/Trend	2008	2008	2011	2011	2104	2104	2236	2395	2555	2713	2872	3030	3081	3135	3227	3247	3406	3563	3881
5	2375 7'9" 2750 9'0"	<2500mm >2500mm	White/Trend	2372	2372	2528	2528	2653	2653	2824	3036	3247	3458	3669	3880	3949	4020	4092	4168	4379	4589	5049
	2500 8'2" 2625 8'9"		White/Trend	2392	2392	2548	2548	2673	2673	2844	3056	3267	3478	3689	3900	3969	4040	4112	4188	4399	4609	5069
6	2875 9'5" 3000 9'9"	(Price includes rail extension)	White/Trend	3224	3224	3230	3230	3397	3397	3621	3902	4186	4465	4745	5028	5119	5213	5306	5404	-	-	-

## FRAME LEG/HEADER COLOUR

White	0	0	0	0	0	0	0	0	0	0	0	0	0	0	0	0	0	0	0	0	0
Trend	74	75	78	80	84	85	88	95	106	115	124	135	145	146	150	156	166	174	188		

Please specify back fix frame or between fix (no holes) frame

WINDOWS	Polymer Windows (type 1 Rectangle)	Number of windows	Standard Widths																		
			3	3	3	3	3	3	3	3	4	4	4	5	5	5	5	5	6	6	7
White	447	447	447	447	447	447	447	447	447	596	596	596	745	745	745	745	745	894	894	1043	
	Trend	585	585	585	585	585	585	585	585	780	780	780	975	975	975	975	975	1170	1170	1365	

>3000mm 3D headers require a butt joint

## BETWEEN FIX ACCESSORIES

85mm Frame Leg 3D Profile Kit	Width	<=3000mm	>3000mm
85mm x 12mm x 3000mm 3D Legs	White	139	139
	Trend	139	139
85/120mm Frame 3D Profile Kit			
85mm x 12mm x 3000mm 3D Legs	White	229	304
120mm x 12mm x 3000mm 3D Header	Trend	229	304
120mm Frame 3D Profile Kit			
120mm x 12mm x 3000mm 3D Legs & 3D Header	White	252	333
	Trend	274	364
85mm 3D Frame Leg & Additional Door Header			
85mm x 12mm x 3000mm 3D Legs	White	273	368
Additional Door Header to Width of Door	Trend	296	398
120mm 3D Frame Leg & Additional Door Header			
120mm x 12mm x 3000mm 3D Legs	White	296	396
Additional Door Header to Width of Door	Trend	342	457
70mm Angle 3D Renovating Profile			
Kit 70mm x 12mm x 3000mm 3D Legs & 3D Header	White	252	333
	Trend	274	364

## POPULAR OPTIONS

ACCESSORIES AND OPTIONS (For spares see back page).		Price
Manual locking including detent (factory prepared) 5000mm Max		£164 each
Manual locking including detent (onsite with template) 5000mm Max		£89 each
L shaped fixing strap kit		£28 pair
Between reveal fitting bracket kit (When using a between the reveal fitting kit, the sideroom required is 85mm) Kit includes 10 brackets.		£95 kit
Between reveal twist fix header bracket (2x) kit (Recommended for doors over 3000mm wide)		£36 kit
Horizontal track cut down charge		£184 per set
240mm headroom kit		£0
Sloping bottom panel (take largest height) add to door price		25%
Floor seal kit length 2515mm/5030mm		NEW! £ 75/125

## MATCHING SIDE DOORS

Maximum Over-Frame Size Height	Width up to 1250mm	Solid, Centre Ribbed & Standard Ribbed Side Doors	
		White	Trend
Up to 2050 4 Section		1798	1979
		2199	2381
Up to 2204 4 Section		1888	2078
		2288	2479
Up to 2320 4 Section		1983	2181
Up to 2500 5 Section		2385	2582

## Georgian Features

Georgian design door widths of 2080mm and below have 2 features and come with an increased lead time - call the office for details.

## Frame Legs, Headers & 3D Profiles

Frame legs/header - 85mm/115mm smooth & white as standard. For Trend add the uplift to the white price. TT9016 Bling White frame legs, headers & 3D profiles are finished in RAL 9016. All frame Legs, headers & 3D profiles are available in smooth finish only.

Between fix (No Holes) frames up to 2250mm high maximum (2135mm with 240mm headroom kit).

## Below Ceiling Tracks

To order a door with tracks & spring trays that mount at ceiling level and that are above 240mm headroom, price the height for the opening + lintel height and advise the office when ordering.

# POLYMER WINDOWS

WINDOWS - POLYMER DOUBLE GLAZING Polymer casement with polymer (Styrene Acrylonitrile) double glazed unit.

## Georgian



Rectangle 1 Plain    Rectangle 1 Cross Mullion    Rectangle 1 Rhombus

## Standard Rib, Centre Rib & Solid




Rectangle 1 Plain    Rectangle 1 Cross Mullion    Rectangle 1 Rhombus    Rectangle 2    Rectangle 3    Vertical Square 1    Vertical Square 2    GSA Aluminium

Style	Overall Size	Colour / Finish	Price
Rectangle 1	610 X 270	White Trend/Trend+/Ral/Wood design	£149 each £195 each
Rectangle 2	680 X 210	White Trend/Trend+/Ral/Wood design	£149 each £195 each
Rectangle 3	980 X 140	White Trend/Trend+/Ral/Wood design	£178 each £233 each
Square 1 & 2	270 x 270	White Trend/Trend+/Ral/Wood design	£149 each £195 each
GSA Aluminium Window Section	per linear m	White/Trend/Trend+ Ral/Wood design	£540 per m £811 per m

All polymer windows are available with these glazing options:

\*The exterior pane is Frosted/Satin and the interior pane is Clear.



## Polymer Windows

To price for windows fitted vertically down the door; square type 1 & 2, match windows to number of sections ie 4 sections = 4 windows).

Selected Trend colours & wood design windows are finished in a complementary flat colour for Golden Oak (RAL8003), Rosewood (RAL8016), Night Oak (RAL8014), Winchester RAL8001), Textured Anthracite (RAL7016), Ice Crystal Grey Aluminium (RAL9007) and TT9016 Bling White (RAL9016).

The surrounds on aluminium GSA window sections are finished in a smooth finish. Window frame colour shade and surface lustre will show a variance from the panel finish as the base material and coating methods are different.

Polymer glazing in Georgian doors and Type 2 rectangle is 16mm thick. All other polymer glazing is 20mm thick.

# TREND COLOURS

White RAL 9016	TT9016 Bling White with micaceous iron ore particles glitter effect	Ice Crystal Grey Aluminium	White Aluminium RAL 9006	Grey Aluminium RAL 9007
Light Grey RAL 7035	Window Grey RAL 7040	Quartz Grey RAL 7039	Umbra Grey RAL 7022	Slate Grey RAL 7015
Anthracite Grey RAL 7016	Anthracite Textured RAL 7016	TT 703 A special satin metallic effect (grey with micaceous iron ore particles)	Jet Black RAL 9005	Steel Blue RAL 5011
Moss Green RAL 6005	Fir Green RAL 6009	Flame Red RAL 3000	Sepia Brown RAL 8014	Cream RAL 9001

## Colours

Where doors are exposed to direct sunlight, dark colours should be avoided.

RAL references for colours are provided as a guide only to the nearest similar RAL colour. Colours will not match to other RAL finishes due to different coating processes, gloss levels, substrates and textures.

Colours shown are limited in accuracy by the printing process - samples should always be requested.

If you are matching to other finishes, always request a sample.

# ALUMINIUM WINDOWS & DECALS

ALUMINIUM WINDOWS - POLYMER DOUBLE GLAZING Aluminium and polymer casement with polymer double glazed unit.

## PRICE PER WINDOW


£367



Alpha  
280mm x 280mm



Sigma  
610mm x 200mm



Zeta  
ø280mm



Gamma  
534mm x 344mm

## PRICE PER SET


£878




Kappa  
1860mm x 180mm



Athena  
406mm x 203mm



Versus  
900mm x 1000mm



Satin    Clear

All aluminium windows are available with these glazing options (satin is supplied as standard).

## ALUNOX DECALS

Factory bonded alunox decals. Decals can be positioned to requested positions, however, popular arrangements are shown here.

## PRICE PER DECAL

£64



Access 1  
431mm x 40mm




Access 2  
430mm x 40mm



Access 3  
215mm x 40mm



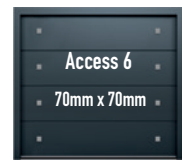
Access 4  
400mm x 86mm



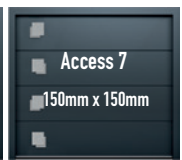
Access 5  
180mm x 180mm

## PRICE PER DECAL

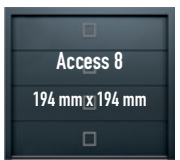
£64



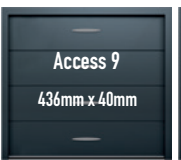
Access 6  
70mm x 70mm



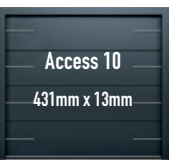
Access 7  
150mm x 150mm



Access 8  
194mm x 194mm



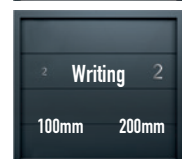
Access 9  
436mm x 40mm



Access 10  
431mm x 13mm

## PRICE PER DECAL

100mm £58  
200mm £64



Writing  
100mm    200mm

## EXTRA TOUCHES

PET FLAP £50 fitting charge*	SPY HOLE £58	LETTER BOX £125*
---------------------------------	-----------------	---------------------

\*Customer supplied

\*£50 fitting charge if Customer supplied

Letter boxes are available finished in Satin Nickel as standard with an option for Gold, Rose Gold, Chrome, Black, White or Anthracite.

# DOOR DRIVES

## CARTECK MOTOR

### CarTeck MOTOR

UP TO 4877mm wide x 2250mm high:



160mm/sec

OVER 4877mm wide x 2250mm high:



200mm/sec

Doors over 2500mm high are supplied with a rail extension which is included in the doors overall price.

## CARTECK MOTOR ACCESSORIES

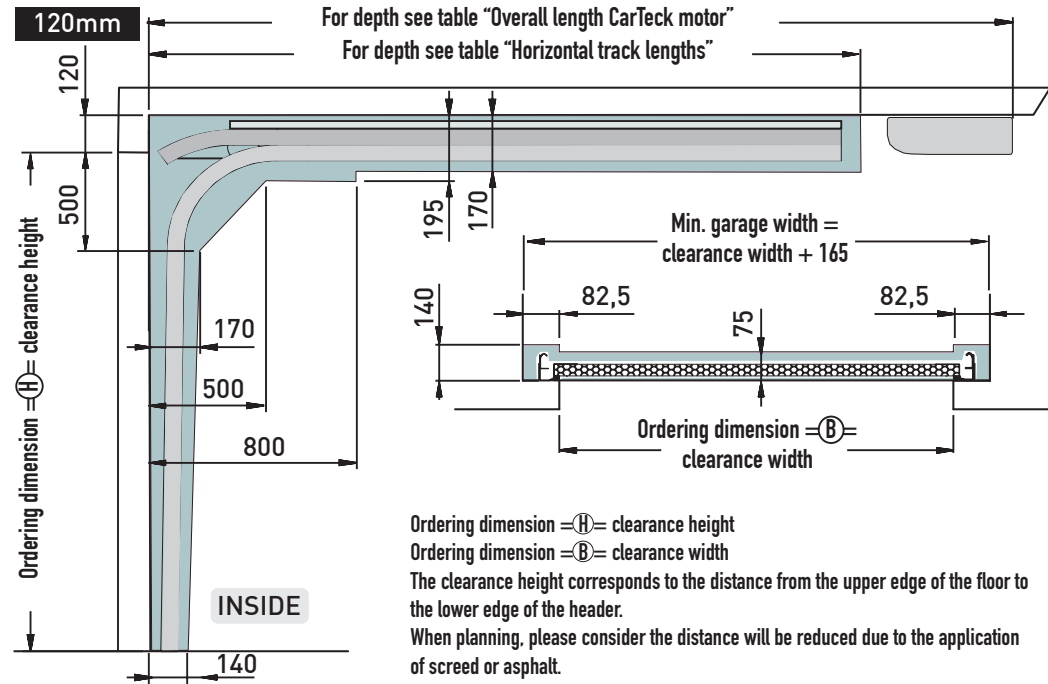
Post & packing may apply to accessories not ordered with a door

Transmitter 4 channel	£60	Photocells	£90
MyQ Gateway with photocells	£210	Wireless digital key pad	£140
MyQ LED Radio Light Activated by transmitter 1500 lumen and 4000k light 1800mm power lead	£200	Wireless 2-channel wall control	£62
		External release for garages without a second entrance	£64
		Special 101 towing arm bracket	£136

# TECHNICAL CARTECK SECTIONAL GARAGE DOORS GSW 40-L

## DIMENSIONS ORDERING SIZES = DRIVE THROUGH SIZES

Observe the following measurement details to guarantee exact assembly and precise, reliable operation of CarTeck sectional garage doors.



## ORDERING NOTES:

Door heights achieved by mixing panel heights (except ribbed), use of 0, 9, 17, or 32mm bottom profiles or top & bottom panel cut downs. When ordering use metric sizes, imperial conversions are nominal.

## Frame holes & fixing brackets

Height	Width														Height						
	2084	2134	2235	2286	2388	2438	2591	2743	3048	3353	3658	3962	4216	4267		4420	4572	4877	5182	5500	
3000																					3000
2875																					2875
2750																					2750
2625																					2625
2500																					2500
2375																					2375
2250																					2250
2204																					2204
2175																					2175
2125																					2125
2084																					2084
2050																					2050
2000																					2000
1925																					1925
1875																					1875

Requires frame leg holes (standard frame) and twist fix frame leg brackets.

Twist fix frame leg brackets not required, but provided to assist with installation\*.

No holes in frame leg as an option (between fix frame with stiffener brackets required).

Twist fix frame leg brackets required.

No holes in frame leg as an option (between fix frame with stiffener brackets required).

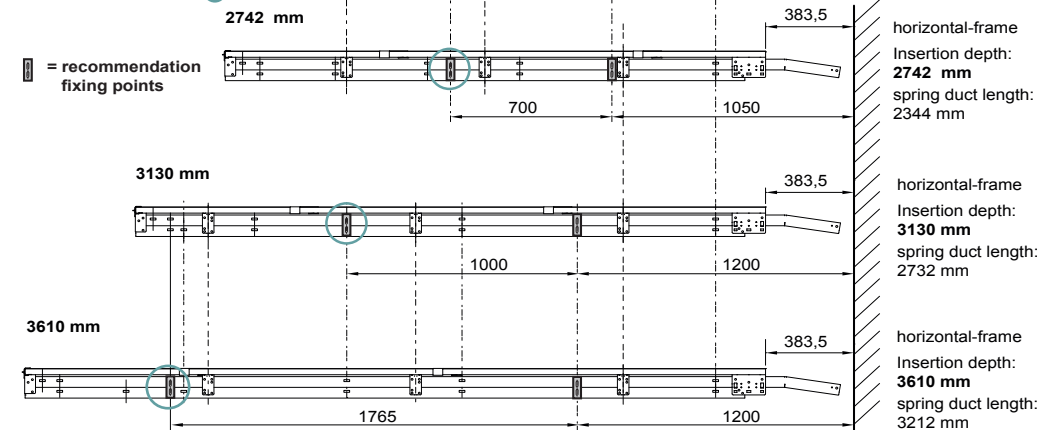
Standard frame leg hole position from edge of frame leg (seal side) to centre of fixing holes = 55mm.

\*Doors below 70kg do not require twist fix brackets for strengthening, however they are included with all doors to assist with installation. They can be used outboard of the frame to locate a secure fixing when inbound fixing is not possible or sufficiently solid.

NOTE: 240mm headroom can affect these dimensions/specification - please consult the office when ordering. 2135mm high maximum for no holes frame with 240mm headroom kit.

## RECOMMENDED HORIZONTAL TRACK FIXING POINTS

If the rear spacer bar extending side fixings are securely fixed, the second fixing point, shown within  $\bigcirc$  is not required.



## HORIZONTAL TRACK LENGTHS

Allow 115mm headroom. Use standard lifting gear.  Allow 140mm headroom above trays only. Gear uses twin springing & commercial roller spindles

Height	Width														Height						
	2084	2134	2235	2286	2388	2438	2591	2743	3048	3353	3658	3962	4216	4267		4420	4572	4877	5182	5500	
3000																					3000
2875																					2875
2750																					2750
2625																					2625
2500																					2500
2375																					2375
2250																					2250
2204																					2204
2175																					2175
2125																					2125
2084																					2084
2050																					2050
2000																					2000
1925																					1925
1875																					1875

Horizontal tracks can be reduced on request for £176. Speak to the CarTeck sales office for limitations.

NOTE: 240mm headroom can affect these dimensions/specification - please consult the office when ordering.

**SPECIFICATION**

**GSW 40-L Sectional door**

**DOOR:**

Sectional door double skinned PUR foam core, 40mm thick CarTeck panels. Outer surface finished in choice of 4 standard designs and all standard listed CarTeck colours. Inner surface stucco design, colour similar to RAL 9002. Sections have a centre seal, EPDM, header, and floor seals. Different order heights are made up from mixing panel sizes, 4 different bottom profile sizes and reduced top panel heights.

**FRAME:**

Door frame is made from galvanized sheet steel, coil coated with polyester, prime coated similar to RAL 9016 or other Trend colour. Protective strips with EPDM sealing lips on both sides of the vertical tracks.

**HARDWARE:**

Galvanised finish, screwed hinges to all sections, adjustable rollers with ball bearings. Multiple tension springs and double cable system housed in low friction housing above horizontal tracks.

**AUTOMATION:**

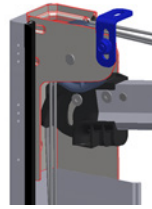
Door prepared for automation as standard with manual locking available as optional extra.

**COLOURS**

RAL references for colours are provided as a guide only to the nearest similar RAL colour. Colours will not match to other RAL finishes due to different coating processes, gloss levels, substrates and textures.

The door panel, frames and window frame colour shade, and surface lustre will show some slight variation, this is due to different base materials and coating methods.

**NO HOLES FRAME FIXING**



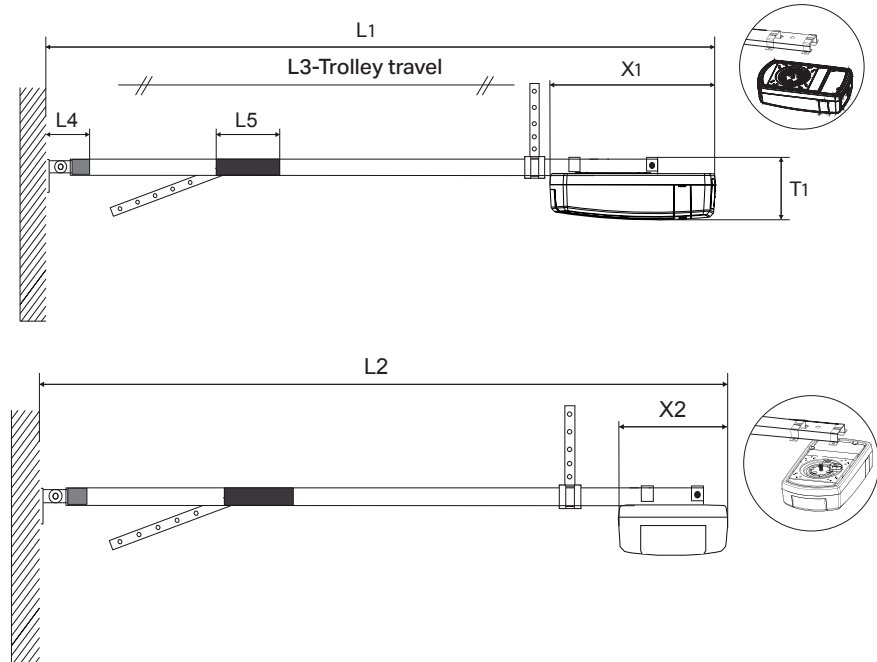
**IMPORTANT !**

When fixing a no-holes frame between the reveal you must secure the frame to the lintel as shown using the 'L' bracket supplied.

If a good fixing cannot be achieved, alternative fixing methods must be used to secure the frame.



**CARTECK MOTOR L60 AND L75 DIMENSIONS**



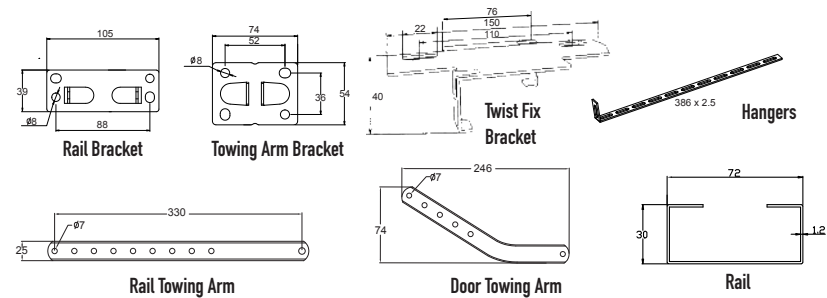
**LIFTING RANGE & RAIL REQUIREMENT FOR CARTECK MOTOR L60 AND L75**

**L60**      **L75**

Height	Width														Height							
	2084	2134	2235	2286	2388	2438	2591	2743	3048	3353	3658	3962	4216	4267		4420	4572	4877	5182	5500		
3000																					3000	
2875																						2875
2750																						2750
2625																						2625
2500																						2500
2375																						2375
2250																						2250
2204																						2204
2175																						2175
2125																						2125
2084																						2084
2050																						2050
2000																						2000
1925																						1925
1875																						1875
Height	2084	2134	2235	2286	2388	2438	2591	2743	3048	3353	3658	3962	4216	4267	4420	4572	4877	5182	5500	Height		
	Width																					

>2500mm Rail Extension Required

<2500mm Standard Rail



Rail Details (mm)	Rail	L1	L2	L3	L4	L5	X1	X2
2500mm Door	3187	3372	3242	2687	180	165	380	142
3200mm Door	3980	4165	4035	3500	180	165	380	142

# GENERAL INFORMATION

## PRICING

Prices are in £'s Sterling. This price list supersedes and renders null any previous price list.

## SIZES

When ordering use metric sizes, imperial conversions are nominal.

## TERMS

Comprehensive terms and conditions are on line at: [www.teckentrup.co.uk/terms-conditions](http://www.teckentrup.co.uk/terms-conditions)

## DELIVERY

To company premises FOC.

To site £78 nett.

To Scotland, Highlands and Islands on application.

Congestion charges apply subject to post code locations.

## LEAD-TIMES

Lead times are subject to change and may be affected by the availability of raw materials, border delays and other factors beyond our control.

After placing your order you'll receive a confirmation with the week of delivery.

We work hard to maintain the advised delivery date and any slippage will be notified as soon as we become aware of an issue.

If you need a door for a specific date please call the sales office, we'll do our best to help.

## HANDLING

CarTeck Sectional Doors are delivered flat-packed. Doors are heavy and require suitable consideration for safe handling.

## CLEANING ON INSTALLATION

After the installation has been completed, clean and dry the door thoroughly inside and out with warm soapy water to remove any grease, dust and metal fragments from the door (these will discolour the door finish if left on the door).

## MAINTENANCE

Doors must be maintained as per the supplied Installation, Operating and Maintenance Manual by a Garage Door Specialist. Failure to carry out the required maintenance at the advised interval will invalidate the warranty.

## CLEANING

The door should be washed with a car shampoo or similar, every two months, to prevent the build up of dirt, salt, grit and other corrosive substances. If the door is in an area prone to coastal corrosion from airborne salts, the door should be cleaned monthly. Furthermore, cleaning lifting gear with a cloth soaked in a light oil will help to protect your door from corrosion – it must be accepted that salt air is very aggressive and extra care is required.

No caustic, abrasive or corrosive chemicals and substances, flood water, water runoff, or runoff from lead, copper or galvanic metal flashing should be allowed to come into contact with the door. Contaminants can lead to oxidation spots on the external face of the door. Windows that have a mock lead effect may show a white residue due to oxidation over time, this should be removed should it contact painted surfaces.

Ash, cement, dust, animal waste, or foreign substances should be removed immediately. Failure to ensure the door is cleaned and maintained as described will invalidate the doors' warranty.

For more information on what performance you can expect from your garage door, visit the Honesty Page on the Teckentrup website – [www.teckentrup.co.uk/garage-doors/the-honest-page](http://www.teckentrup.co.uk/garage-doors/the-honest-page)



HONESTY PAGE  
- SCAN ME!

## WHAT PERFORMANCE CAN I EXPECT?

As Part of the UKCA/CE marking process, each product must have its performance provided for a defined set of characteristics. Other characteristics can also be included if relevant to a door's performance, such as security. The following table shows the performance characteristics of each product in our range.

NPD signifies the product has not been measured for this characteristic (NPD - No Performance Determined)

PERFORMANCE CHARACTERISTIC	CarTeck Sectional Garage Doors
Resistance to Windload EN 12424	Class 2
Watertightness EN 12425	Class 2
Air Permeability EN 12426	Class 2
Thermal Transmittance EN 13241	1.38 W/m <sup>2</sup> k
Operating Forces (hand Operated) EN 12604	150 N
Operating Cycles EN 1191	NPD

## WARRANTY

The warranty periods below only apply to products that have been correctly installed as per the instructions and have been used, maintained by a Garage Door Specialist and cleaned in accordance with the requirements set out in the operating and maintenance sections of instructions and labels.

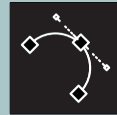
CARTECK GARAGE DOORS	CARTECK MOTOR
<p><b>2-year manufacturer's guarantee</b></p> <ul style="list-style-type: none"> <li>on polymer and aluminium window units</li> </ul> <p><b>5-year manufacturer's guarantee</b></p> <ul style="list-style-type: none"> <li>on SLX &amp; GSA Vision windows, rollers, hinges, cable pulleys, cables and standard springs (opening/closing max. 5 times a day)</li> </ul> <p><b>10-year manufacturer's guarantee</b></p> <ul style="list-style-type: none"> <li>on panels against rust penetration from inside to outside against door panel separation of steel from foam</li> <li>on material and manufacturing flaws of all non-moving parts of the frame that are verifiably unusable or whose usability is substantially compromised</li> <li>on floor seal, intermediate seals, side seals and lintel seal against rotting</li> </ul> <p>The guarantee does not apply to doors that are subjected to extreme conditions, e.g. corrosive influences resulting from use in a coastal climate with high salt content.</p>	<p><b>5-year manufacturer's guarantee</b></p> <ul style="list-style-type: none"> <li>on mechanical defects, material and manufacturing flaws. (opening/closing max. 5 times a day)*</li> </ul> <p>* Consumable Items are not included within warranty terms and conditions: hand transmitters, light bulbs, fuses &amp; batteries.</p>

# GENERAL SPARES

GENERAL SPARES		
SECTIONAL	Price	Per
Bottom rubber	28	m
Side seals	33	ea
Top seal	14	m
Bottom profile 0mm	33	m
Bottom profile 9mm	40	m
Bottom profile 17mm	47	m
Bottom profile 32mm	63	m
Top panel cut down profile	33	m
Bottom panel cut down profile	33	m
Panels use width of 4 section equivalent	20%	of total door price
Legs	253	ea
Horizontal Tracks	223	ea
Tray covers	77	ea
Spacer bars	33	m
Headers	40	m
Cables	77	pr
Springs	33	ea
Spring clips	12	ea
Rollers/pulleys/shreave wheels	18	ea
Spring tensioners (thread/nuts/hooks)	33	ea
Intermediate brackets	47	ea
Bottom brackets	47	ea
Centre hinges	17	ea
Top roller bracket including roller	47	ea
<b>WINDOWS</b>		
Window front white	63	ea
Window front painted	120	ea
Window glass (polymer)	63	ea
Window back	63	ea
Windows screws (14)	12	pk

Teckentrup is a family business with operations throughout the world. In the UK Teckentrup is based in Warrington, Cheshire. Teckentrup products are available through a national network of independent Garage Door Specialist installers.

Teckentrup offers more than garage doors: We provide solutions and have set three quality standards for our garage doors:



## Design

**We combine ease of use with aesthetics.**

Good design uses innovative technology to make using a product intuitive and effortless. Teckentrup garage doors offer a wide range of design options that will transform the look of your home and the way you use your garage space.



## Safety & Security

**We combine security with safety.**

Our products are designed to provide peace of mind with both physical security and the knowledge that durability and safe operation are inherent.



## Service

**We combine speed with reliability.**

The Teckentrup team and our network of Garage Door Specialist installers love to make your new door a pleasure to own. You'll always receive expert advice and the best service for installation, maintenance and aftercare.

**Teckentrup UK Limited,  
Units 2-4 Opus 9 Industrial Estate,  
Woburn Road, Winwick Quay Warrington WA2 8UE**

**www.teckentrup.co.uk**  
**t: 01925 924 050**  
**f: 08701 314 843**  
**e: sales@teckentrup.co.uk**

**TECKENTRUP**  
DOOR SOLUTIONS

# Design. Security. Service.

## Quality & Environment

Teckentrup operates to quality procedures audited to ISO 9001.

We care about the environment too - this is why our products are certified in accordance with the Environmental Product Declaration (EPD).

ISO 14001 Environmental Management  
ISO 50001 Energy Management



**DGNB**  
Deutsche Gesellschaft für Nachhaltiges Bauen e. V. German Sustainable Building Council

**BNB**  
Bewertungssystem Nachhaltiges Bauen - Evaluation system for sustainable building

**LEED**  
Leadership in Energy and Environmental Design

**BREEAM**  
Building Research Establishment Environmental Assessment Methodology

